



Dear Families and Community Members,

As parents, we do everything we can to make sure our children are safe. Schools dedicate time and resources to teach our children how to make healthy and safe choices to be tobacco, alcohol and drug free.

The results of the Healthy Kids survey indicate that some of our students put their lives in danger by using or associating with others who use alcohol and other drugs. Many admit to either driving or having ridden in a car with someone who is under the influence of these substances.

All school districts and the Siskiyou County Office of Education are committed to joining parents to meet this challenge. Our first line of defense is PREVENTION. The more you know, the better decisions you make. Research tells us students with family and community support are more likely to make good choices about dangerous behaviors. Children with 31-40 developmental assets generally are more successful in school, less prone to illicit drug and alcohol use, premature sexual activity, violence or bullying.

Parents, guardians, and communities DO make the difference. Talking to your children about these things is not easy, but it is essential. This publication can serve as a valuable resource to you and your family. If you have questions or comments, please contact us. We are committed to helping you be successful in building assets for the future of our children.

Sincerely,

Kermith R. Walters

Siskiyou County Superintendent of Schools

The 2007 California Healthy Kids Survey

Why was the survey conducted? The California Healthy Kids Survey (CHKS) assists districts in collecting information on the health risks and the resilience of their students. Students in grades 5, 7, 9 and 11 are surveyed every two years as required by the California Department of Education's - Safe and Healthy Kids Program. This report provides a summary of findings relating to substance use, violence and safety, physical health and other risk behaviors from the survey administered in the fall of 2007. While it is essential to identify and address student problems, it is equally important that we recognize the positive behaviors and attitudes of most youth. Who took the survey in Siskiyou County Schools?

- ◇ 51% of 5th Graders (208 students out of 407)
- ◇ 73% of 7th Graders (376 students out of 518)
- ◇ 77% of 9th Graders (385 students out of 499)
- ◇ 62% of 11th Graders (316 students out of 512)
- ◇ 36% of Alternative (Alt) School Students (54 students out of 152)
- ◇ 64% of Students Grades 7 through 12 including Alt (1339 students out of 2088)

According to CHKS standards, to produce representative data, a district must collect completed answer sheets from a minimum of 60% of students at each surveyed grade (5th, 7th, 9th and 11th). When the percentage of participating students is below 60%, the data is less likely to reflect the behavior of all students in the county. The 5th grade and the Alternative school students participation rates are below 60%, therefore this data is representative of only those students completing the survey. 7th, 9th and 11th graders had participation rates over 60%, which produced data that is representative of all students in Siskiyou County. For the complete county level CHKS results and report please go to our website at www.sisnet.ssku.k12.ca.us and/or to learn more about your local school district level CHKS results and report, please contact your school district. For general information regarding CHKS, contact WestEd at www.wested.org/chks.



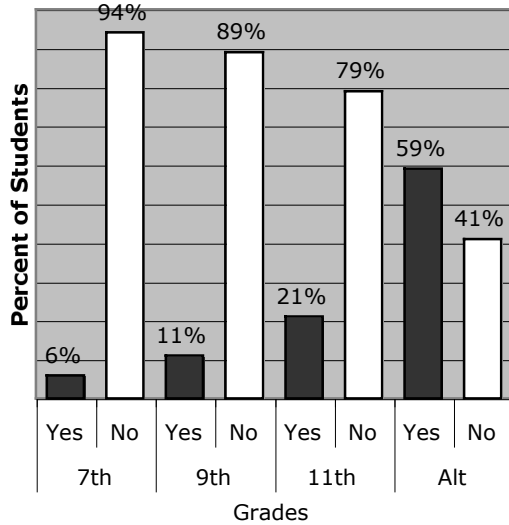
Siskiyou County's California

In the past 30 days did you

Key: Alt = Alternative School Students
CSS = California Student Survey

Smoke cigarettes?

CHKS Table A5.3



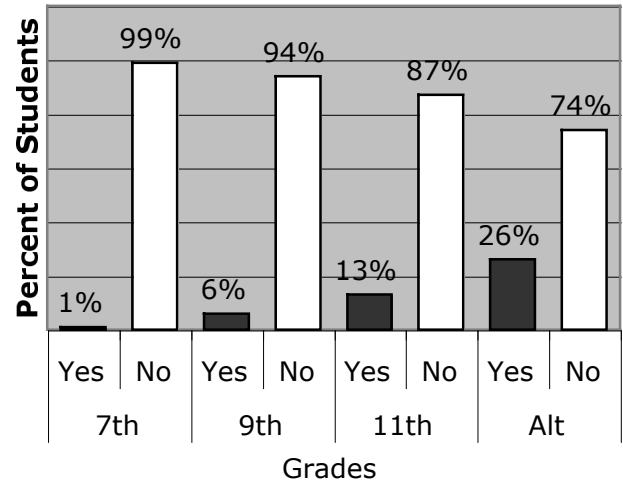
SMOKING

We are proud most students do not smoke.

We are concerned the percentage of students who do smoke steadily increases with age.

Chew tobacco or snuff?

CHKS Table A5.3



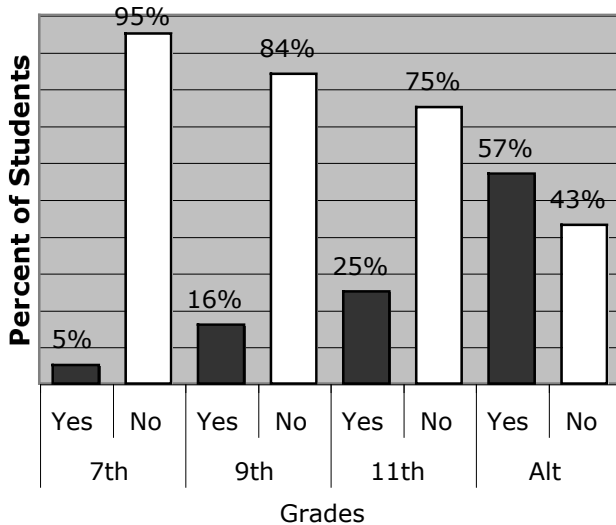
CHEW

We are proud most students do not chew.

We are concerned the percent of students who do chew is higher than the state percentages (CSS 9th: 3%, 11th: 4%).

Smoke marijuana?

CHKS Table A4.3



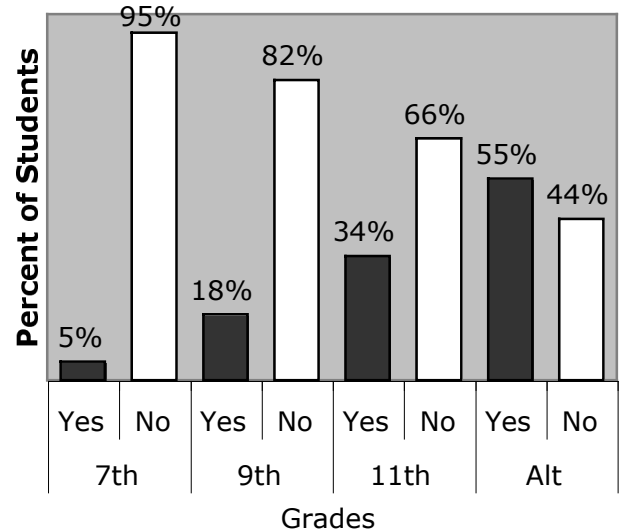
MARIJUANA

We are proud most students do not smoke marijuana.

We are concerned there is a dramatic increase of marijuana use with age.

Drink 5 drinks in a couple of hours?

CHKS Table A4.7



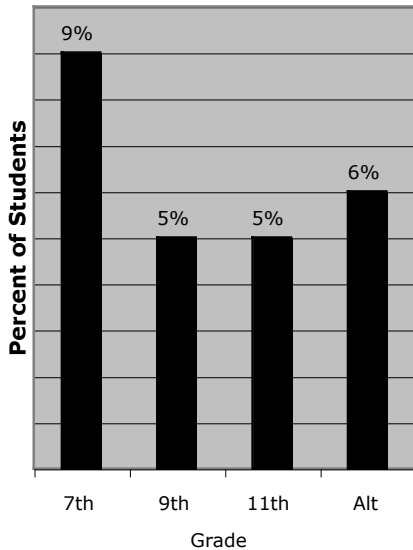
BINGE DRINKING

We are proud most students do not binge drink.

We are concerned that almost 1/5 of 9th, 1/3 of 11th graders and over half of Alternative students binge drink.

Healthy Kids Survey Results!

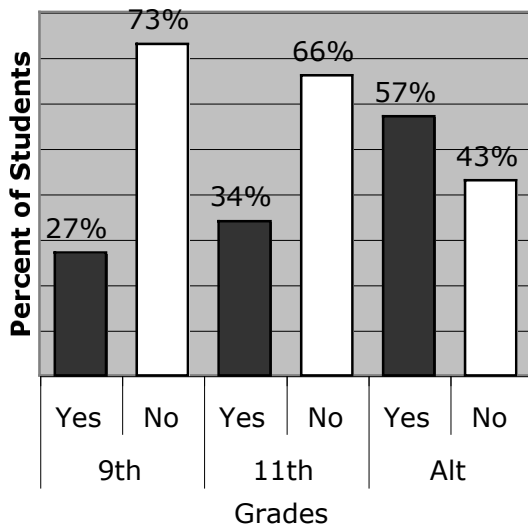
Percentage of students that have felt unsafe or very unsafe at school in the past 12 months.
CHKS Table A6.10



We are proud most students feel safe at school.
We are concerned that NOT ALL students feel safe at school.

During your life, have you ever driven after drinking?

CHKS Table A4.10

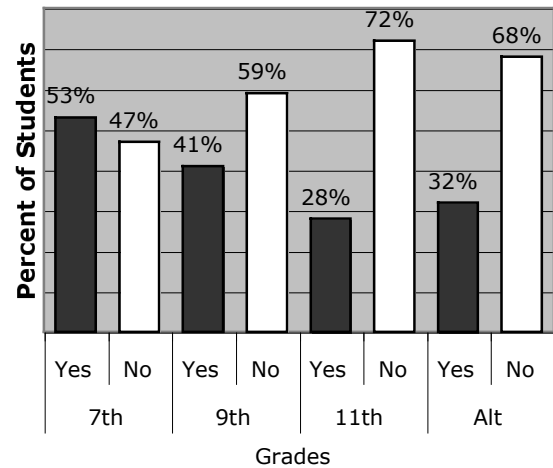


DRINKING & DRIVING

We are proud there are students who do not drink and drive.

We are concerned that over a quarter of students are drinking and driving.

Percentage of students who experienced harassment (includes: race, ethnicity, national origin, religion, gender, sexual orientation, disability or other) during the past 12 months.
CHKS Table A6.7



We are proud of those students who do not harass or bully.

We are concerned that on average 38% of students are harassed or bullied while at school.

Why should we be concerned?

- » A large percentage of students surveyed report alcohol use.
- » Spit tobacco use among Siskiyou County high school students is higher than the State average.
- » Many students report riding with someone driving under the influence or driving under the influence some time during their lifetime.
- » A number of 9th and 11th grade and Alternative students report binge drinking in the 30 days before the survey (defined as consuming 5 drinks or more in a couple of hours).
- » Too many students are being harassed, bullied and/or teased.

Developmental assets are the building blocks of healthy development that help young people grow up healthy, caring and responsible. The table below represents the percent of students surveyed scoring high (H), moderate (M) and low (L) in external assets in the school environment.

Grade	5th			7th			9th			11th			Alt		
Assets	H	M	L	H	M	L	H	M	L	H	M	L	H	M	L
Total Assets	59	38	3	44	48	8	29	58	13	43	46	10	19	56	25
Caring Relationships	63	34	3	43	47	9	31	56	13	44	49	6	21	62	17
High Expectations	65	34	1	62	33	5	42	52	6	51	44	5	27	50	23
Meaningful Participation	18	71	11	21	55	24	14	54	32	18	59	24	13	42	45

We are proud that the many students maintain a medium to high score of external assets.

We are concerned that by 9th grade, the percent of students scoring a high number of external assets is cut in half and that one-fifth of Alternative school students score low in high numbers of assets. Our young people need more caring relationships and more opportunities for meaningful participation in our schools.

Why should we be proud?

- 🍏 The majority of our students make safe and healthy choices and decisions. These students deserve our praise and congratulations!
- 🍏 The majority of students surveyed clearly feel that frequent use of substances is harmful.
- 🍏 There are many students who treat each other kindly, do the right thing, and stand up for others who are being treated unfairly. These students deserve recognition and support for their integrity and courage.
- 🍏 The super majority of our students feel safe at school.

Resouces: Websites, Websites and more WEBSITES!

The websites listed are just a few of the many resources available to families. The Siskiyou County Office of Education is not responsible for the content of these sites and does not necessarily endorse them. We recommend that parents review these websites before using them with their children. Educators should consult Education Code before using with students.

Alcohol & Other Drugs

www.drugfree.org
www.theantidrug.com
www.acde.org
www.ncadi.samhsa.gov
www.nida.nih.gov
www.clubdrugs.org
www.freevibe.com

Tobacco

www.americanlegacy.org
www.tobacco.org
www.tobaccofreekids.org

Communication

www.talkingwithkids.org
www.familyfirst.net

Exercise & Nutrition

www.cdc.gov/youthcampaign
www.andreasvoice.org
<http://nature.berkeley.edu/cwh/>

Bullying

www.stopbullyingnow.hrsa.gov
www.bullying.org
www.bullyproof.org
www.safeyouth.org

Sexuality

www.4parents.gov
www.cfoc.org
www.kidshealth.org
www.teenpregnancy.org
www.teensource.org

Suicide, Grief & Loss

www.suicide.org
www.save.org
www.thehealingplaceinfo.org
www.griefnet.org

Domestic Violence

www.ndvh.org